## FEMALE END VIEW

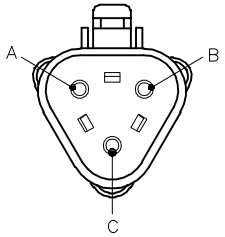


A = GREEN
B = BLACK
C = WHITE

## MALE END VIEW

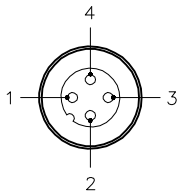


1 = N/C
2 = BLACK
3 = WHITE
4 = GREEN

## WIRING DIAGRAM




## SPECIFICATIONS

| | |
|---|---|
| CONTACT CARRIER MATERIAL | TPU or NYLON (P1) |
| MOLDED HEAD MATERIAL/COLOR | TPU/BLACK (J1), YELLOW (P1) |
| CONTACT MATERIAL/PLATING | BRASS/GOLD (P1) |
| COUPLING NUT MATERIAL/PLATING | BRASS/NICKEL (P1) |
| DEUTSCH CONNECTOR | DT06-3S-P032 (J1) |
| DEUTSCH WEDGELOCK | W3S (J1) |
| DEUTSCH TERMINALS | 0462-201-16141 (J1) |
| OUTER JACKET MATERIAL/COLOR | TPE/BLACK |
| CONDUCTOR INSULATION MATERIAL | PVC |
| RATED CURRENT [A] | 4.0 A |
| NUMBER OF CONDUCTORS [AWG] | 3x18 AWG |
| PROTECTION CLASS | IP67 |
| CABLE APPROVALS | (UL) TC DIRECT BURIAL 90C DRY/WET 600V SUNLIGHT RESISTANT OIL RES II -40C OR WTTC 90C DRY/WET 1000V OR AWM 105C 600V OR CSA CIC/TC PVC/N 90C DRY 75C WET 600V FT1 FT4 SUNLIGHT RESISTANT -40C |

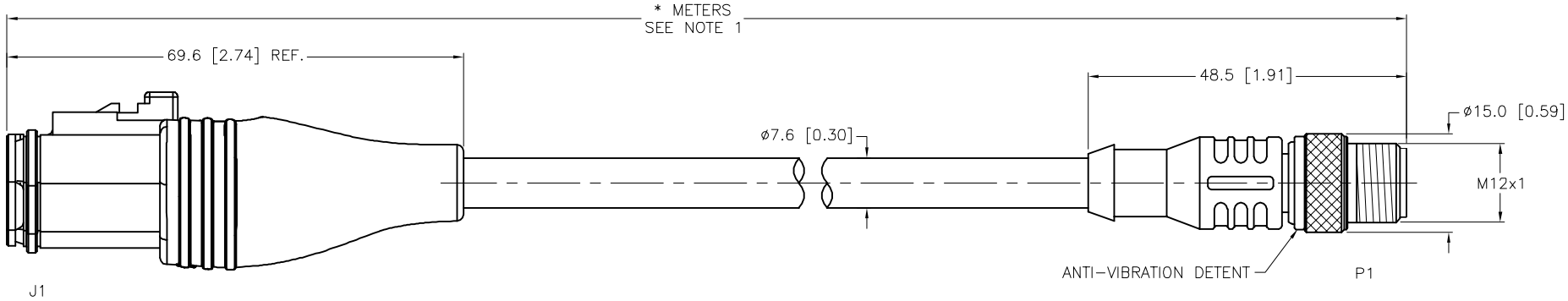


| CABLE LENGTH | TOLERANCE * |
|---|---|
| ALL LENGTHS | + 4% (OR 50mm) OF LENGTH<br>- 0% (OR 0mm) OF LENGTH<br>WHICHEVER IS GREATER |
| **STRIP LENGTH** | **TOLERANCE *** |
| 0-7mm | ±0.5mm |
| 8-29mm | ±1.0mm |
| 30-49mm | ±2.0mm |
| 50-69mm | ±3.0mm |
| 70-100mm | ±4.0mm |
| OVER 100mm | ±5.0mm |
| * UNLESS OTHERWISE SPECIFIED | |

**SOURCE DRAWING - FOR REFERENCE ONLY**

NOTES:

1. "*" INDICATES CABLE LENGTH IN METERS. CONTACT TURCK TO ORDER SPECIFIC LENGTHS.

2. "/S3363" DESIGNATES WIRING TO TO ATTACH A PRESSURE TRANSDUCER INTO A JUNCTION BLOCK.

| REV | DESCRIPTION | BY | DATE | ECO NO. |
|---|---|---|---|---|
| A | DRAWING RELEASE | TV | 05/19/17 | |

RELATED DOCUMENTS
1.
2.
3.
4.

3RD ANGLE PROJECTION

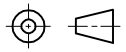

THIS DRAWING IS CONFIDENTIAL AND THE PROPERTY OF TURCK INC. USE OF THIS DOCUMENT WITHOUT WRITTEN PERMISSION IS PROHIBITED.

TURCK
3000 CAMPUS DRIVE
MINNEAPOLIS, MN 55441
1-800-544-7769
(763) 553-7300
(763) 553-0708 fax
www.turck.us

MATERIAL: SEE SPECIFICATIONS

FINISH: SEE SPECIFICATIONS

ALL DIMENSIONS DISPLAYED ON THIS DRAWING ARE FOR REFERENCE ONLY

CONTACT TURCK FOR MORE INFORMATION

DRFT: TV | DATE: 04/20/17
APVD: L.H. | SCALE: 1=1.0

UNIT OF MEASUREMENT
**MILLIMETER [ INCH ]**
DO NOT SCALE THIS DRAWING

DESCRIPTION: DT06-3S-2145-*M-RSC 4.4T/S3363

IDENTIFICATION NO.

REV: A

FILE: 777039641

SHEET 1 OF 1